

CaixaResearch Health Call 2023

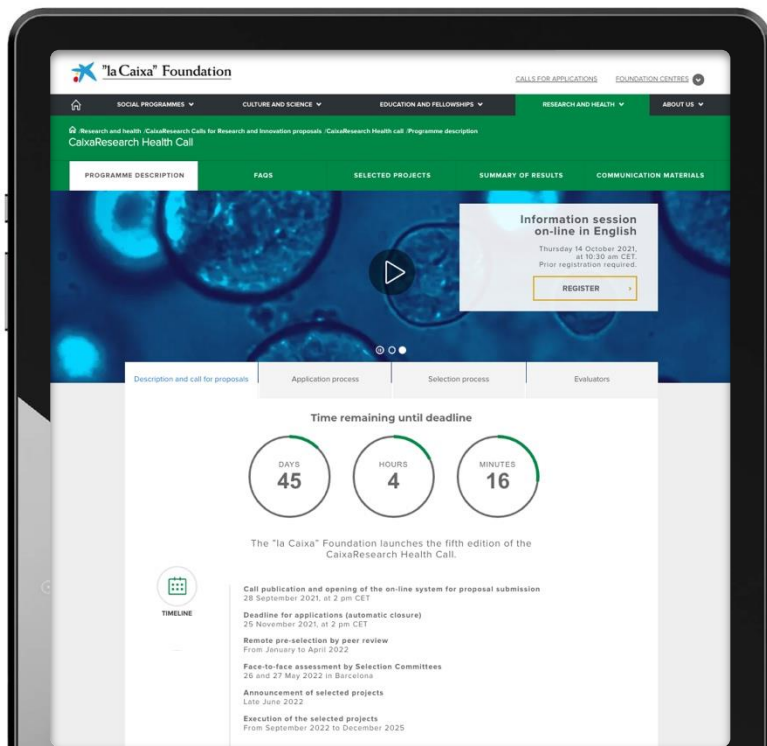
*Informative
session*

CaixaResearch

CaixaResearch Health Informative session

- This session be conducted in English as we have participants from many different countries.
- Make sure your microphone and camera are switched off for the entire presentation.
- A live Q&A session will begin once the presentation has finished.
- To be able to ask a question, click on the **Raise Hand** icon under **Reactions** on the bottom menu.
- Once you've been given the floor, connect your microphone and camera and then ask your question.
- Please pay attention to the presentation and the other questions to avoid any repetitions.
- If you have any technical issues, please use the Chat tool.
- You can also send your questions to healthresearch@fundaciolacaixa.org.

CaixaResearch Health Information



Helpful documents:

- Rules for participation
- Evaluation guide
- Manual and **Tutorial video for submission** (Online system)



FAQs



Contact email

healthresearch@fundaciolacaixa.org



Video on the web

CaixaResearch

Agenda of the *informative session*

FAQs

1. Timeline and pre-eligibility.
2. Proposal highlights.
3. Budget concepts.
4. Keywords and evaluation.
5. Eligibility process.

ONLINE SYSTEM

1. User roles.
2. Invitations.
3. Gantt diagram.
4. References and publications.

Agenda of the *informative session*

FAQs

1. Timeline and pre-eligibility.
2. Proposal highlights.
3. Budget concepts.
4. Keywords and evaluation.
5. Eligibility process.

ONLINE SYSTEM

1. User roles.
2. Invitations.
3. Gantt diagram.
4. References and publications.

FAQs

1. Timeline and pre-eligibility



TIMELINE

2022

September

Health 2022 Call open from September 20th to **November 15th 2022** (14:00 CET automatic closure).

November

Eligibility of the submitted proposals.

2023

January

Remote evaluation from January to April 2023.

May

Selection Committee (interviews): May 30th and 31st 2023.

June

Results communication at the end of June 2023.

September

Project execution from September-December 2023 to September-December 2026.

Application pre-eligibility:

/ <5.5 in any of the 2022 remote evaluation.

/ No granted projects from the 3 previous editions.

/ Host Organizations based in Spain and Portugal.

FAQs

No limitation of proposals per organizations and PI/Team members.



CaixaResearch

FAQs

2. Proposal highlights (1)



THEMATIC AREAS



Neurosciences



Oncology



Infectious
diseases



Cardiovascular
and associated
metabolic
diseases



Enabling technologies: projects focused on the **creation and development of health-facilitating technologies** coming from fields such as micro and nanoelectronics, computational science, big data, photonics, nanotechnology, biotechnology, advanced materials or advanced manufacturing, **among others**. Projects should also be focused to address topics of the four previous thematic areas.



FAQs

- / Choosing enabling technologies or other areas.
- / Equitable budget distribution among thematic areas.

CaixaResearch

FAQs

2. Proposal highlights (2)



TYPE OF PROJECTS



Submitted by
**one single research
organization**

Up to €500.000



Submitted by
**2-5 research
organization**

Up to €1.000.000

In any of them, Civil Society
Organizations (CSO)
can be part of the proposal.



FAQs

- / No pre-defined budget distribution among project types.
- / 1 PI per organization (from the HO, only the PL).
- / Team members only from participant organizations.
- / Role of CSO (non-scientific) versus Partners (scientific)
- / For-profit entities only as subcontracted.
- / Proposals with no clear benefit of for-profit organizations.

CaixaResearch

3. Budget concepts



CONCEPTS

a) Direct costs:

- Personnel
- Travel
- Equipment
- Consumables
- Publications
- Dissemination and social engagement activities
- Other direct costs

b) Indirect costs (overheads):

a maximum of **10% per Organization** of the direct costs of the budget of the grant:

$$\text{Indirect costs}_{\text{max}} = 0.1 \times \text{Direct Costs}$$

c) Subcontracting

- Subcontracting audits
- Others subcontracting



FAQs

- / Up to 10% of indirect costs.
- / Up to 30% for non-Spanish or Portuguese organizations (total).
- / No limits in the different concepts or among Partners/CSO.
- / Justification of expenses: in personnel, it can be new contracts, salary complements and contracts already paid by the organization.

4. Keywords and evaluation (1)



KEYWORDS

Keywords **will be used to select the peer reviewers** with the more suitable expertise for the evaluation of your proposal.

Two important considerations:

1. NIH MeSH* has a tree structure, therefore the keywords are classified on branches hierarchically within the tree.
2. One keyword can be classified in more than one branch.

ILLUSTRATIVE EXAMPLE,
“BRAIN NEOPLASMS”
CAN BE CLASSIFIED IN
DIFFERENT BRANCHES:

a. Nervous System Diseases [C10]

- a.1. Central Nervous System Diseases [C10.228]
/ Brain Neoplasms [C10.228.140.211]

a. Neoplasms [C04]

- b.1. Neoplasms by Site [C04.588]
/ Brain Neoplasms [C04.588.614.250.195]

By selecting *Brain Neoplasms* (either branch) this and all upper levels will be taken into account to assign the peer reviewers.

By indicating branch, **a)** (Brain Neoplasms [C10.228.140.211]) your project is more prone to be evaluated by a Neurosciences expert, while selecting branch **b)** (Brain Neoplasms [C04.588.614.250.195]) it is more prone to be evaluated by an Oncology expert.

FAQs

4. Keywords and evaluation (2)

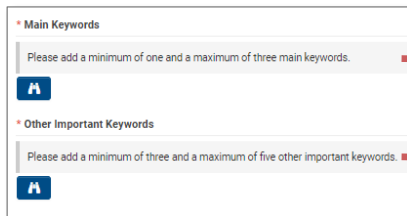


KEYWORDS

For that reason, **we recommend you to:**

1. Select the **keywords at the lowest level** from the MeSH tree*.
2. Select only the keyword from the **branch that best fits** with the thematic of your proposal.
3. Do not select the same keyword from different branches if it is not indispensable for the best evaluation of your proposal.

*NIH MeSH tree <https://meshb-prev.nlm.gov/treeView> (be sure you use 2021 version).



The screenshot shows a form with two sections: 'Main Keywords' and 'Other Important Keywords'. Each section has a text input field and a blue button with a white 'M' icon. Red arrows point from the text boxes to the explanatory text on the right.

Main Keywords should describe the core of your proposal and will have higher impact in the selection of the reviewers.

Other important Keywords should highlight aspects that are not described with the Main Keywords and which can result in important expertise for the revision of the proposal.



*Keyword selection
is key for the
assignment of the
remote reviewers.*



FAQs

/ Remote experts can be different from last edition’s evaluators.

/ Thematic Area classifies your proposal into a Selection Committee.

5. Eligibility process



NEW PROCESS: CONTENT ELIGIBILITY

The eligibility process will consist of the following phases:

- **Format eligibility:** ensure fulfilment of the application criteria published in the Rules for Participation of this Call.
- **Content eligibility:** ensure the application is ready to undergo the evaluation procedure. For further details, see the *Eligibility and evaluation guidelines*.
 - Artificial Intelligence (AI) tool that is capable to detect those Proposals with a very low probability of being selected, by analyzing text fields (not including personal data).
 - Content eligibility consists in the **revision by experts** of those Applications previously flagged by the AI model. Each of the Proposals flagged by the AI model will be revised by two experts who will confirm if the Application is ultimately dismissed or undergoes the evaluation process.



*No redress or appeal
procedure will be
admitted!*



FAQs

/ The PL and PIs of the Proposals dismissed by the eligibility process will not be prevented from participating in future editions of the Call.

Agenda of the *informative session*

FAQs

1. Timeline and pre-eligibility.
2. Proposal highlights.
3. Budget concepts.
4. Keywords and evaluation.
5. Eligibility process.

ONLINE SYSTEM

1. User roles.
2. Invitations.
3. Gantt diagram.
4. References and publications.

ONLINE SYSTEM

1. User roles



USER ROLES

PROPOSAL
PREPARATION

APPLICANTS (all participants in the project):

- 1. Project Leader (PL)**, principal investigator of the **Host Organization (HO)**:
/ Submission of the proposal: **before November 15th 14:00 CET, automatic closure.**
- 2. Principal Investigator*** (PIs) of each **Research Performing Organization (RPO)** (only for Consortiums):
/ Acceptance of the PL invitation to participate in a proposal.

- 3. Civil Society Organizations* (CSOs)**:
/ Acceptance of the PL invitation to participate in a proposal.

ORGANIZATION
MANAGER (OM):

- 4. Of the HO:**
/ **Validation** of all proposals of the HO for submission.

Use the **validation button** to confirm the information and avoid **last minute issues.**



Please, be aware that a *submitted proposal cannot be modified.*

**No need to pre-register. Please, wait for PLs invitation.*

CaixaResearch

ONLINE SYSTEM

2. Invitations (1)



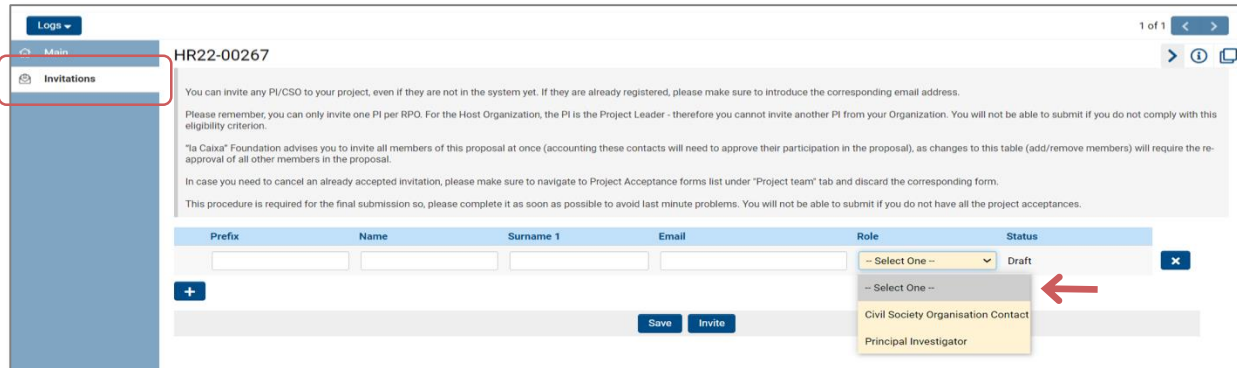
PI OR CSO MUST BE INVITED BY THE PL TO JOIN THE PROJECT TEAM

Alert:

In case you invite an applicant (PI/CSO) that is already in the system, please, remember to send the invitation to the **email address used for his/her registration.**



Only 1 PI per RPO



Logs

Main

Invitations

HR22-00267

You can invite any PI/CSO to your project, even if they are not in the system yet. If they are already registered, please make sure to introduce the corresponding email address.

Please remember, you can only invite one PI per RPO. For the Host Organization, the PI is the Project Leader - therefore you cannot invite another PI from your Organization. You will not be able to submit if you do not comply with this eligibility criterion.

la Caixa Foundation advises you to invite all members of this proposal at once (accounting these contacts will need to approve their participation in the proposal), as changes to this table (add/remove members) will require the pre-approval of all other members in the proposal.

In case you need to cancel an already accepted invitation, please make sure to navigate to Project Acceptance forms list under "Project team" tab and discard the corresponding form.

This procedure is required for the final submission so, please complete it as soon as possible to avoid last minute problems. You will not be able to submit if you do not have all the project acceptances.

Prefix	Name	Surname 1	Email	Role	Status
<input type="text"/>	<input type="text"/>	<input type="text"/>	<input type="text"/>	-- Select One --	Draft

+ Save Invite

-- Select One --

Civil Society Organisation Contact

Principal Investigator

We advise you to **invite all members of this proposal at once** (given that these contacts will need to approve their participation in the proposal).

! Removal of any member will require the pre-approval of all other members in the proposal.

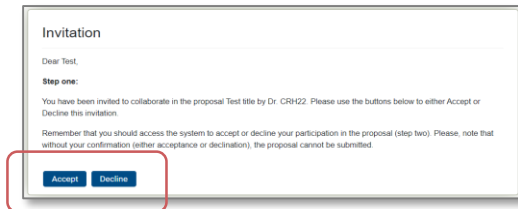
ONLINE SYSTEM

2. Invitations (2)



INVITATION ACCEPTANCE REQUIRES 2 STEPS:

1. **Accept the invitation to visualize the proposal** (link attached in the first email).



Invitation

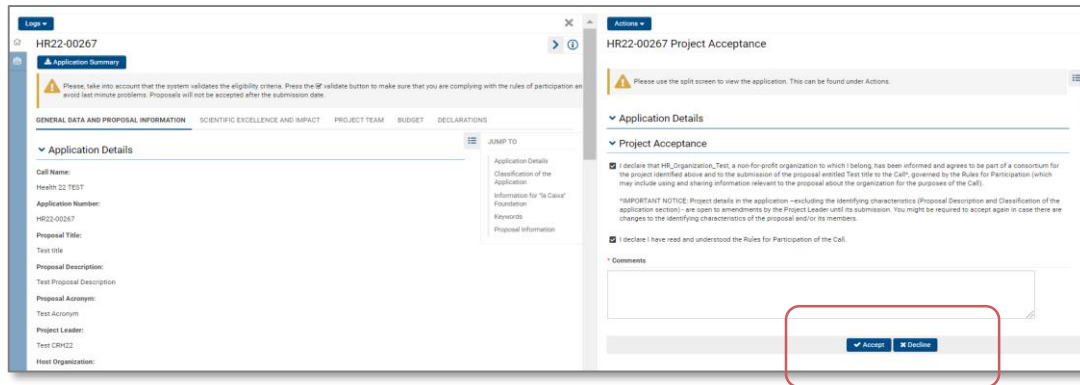
Dear Test,

Step one:

You have been invited to collaborate in the proposal Test title by Dr. CRI02. Please use the buttons below to either Accept or Decline this invitation.

Remember that you should access the system to accept or decline your participation in the proposal (step two). Please, note that without your confirmation (either acceptance or declination), the proposal cannot be submitted.

2. **Accept to participate in the proposal** (through the online system after registration).



HR22-00267

Application Summary

Please, take into account that the system validates the eligibility criteria. Press the **Validate** button to make sure that you are complying with the rules of participation and avoid last minute problems. Proposals will not be accepted after the submission date.

GENERAL DATA AND PROPOSAL INFORMATION SCIENTIFIC EXCELLENCE AND IMPACT PROJECT TEAM BUDGET DECLARATIONS

Application Details

Call Name:
Health 22 TEST

Application Number:
HR22-00267

Proposal Title:
Test title

Proposal Description:
Test Proposal Description

Proposal Acronym:
Test Acronym

Project Leader:
Test SPO22

Host Organization:

Application Details

Classification of the Application:
Information for "la Caixa" Foundation

Keywords:
Proposal Information

HR22-00267 Project Acceptance

Please use the split screen to view the application. This can be found under Actions.

Application Details

Project Acceptance

I declare that **HS_Organization_Test**, a non-for-profit organization to which I belong, has been informed and agrees to be part of a consortium for the project identified above and to the submission of the proposal entitled Test title to the Call, governed by the Rules for Participation (which may include using and sharing information relevant to the proposal about the organization for the purposes of the Call).

***IMPORTANT NOTICE:** Project details in the application - excluding the identifying characteristics (Proposal Description and Classification of the application section) - are open to amendments by the Project Leader until its submission. You might be required to accept again in case there are changes to the identifying characteristics of the proposal and/or its members.

I declare I have read and understood the Rules for Participation of the Call.

* Comments

CaixaResearch

ONLINE SYSTEM

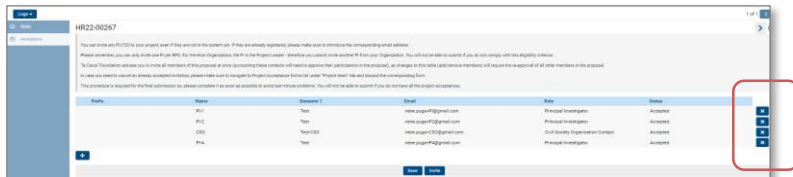
2. Invitations (3)



TO SUBMIT A PROPOSAL, ALL PROJECT PARTICIPATIONS MUST BE ACCEPTED OR DISCARDED:

In case of **declined or conflicted** invitations, PI must **discard** them from the two steps:

1. Invitations section:

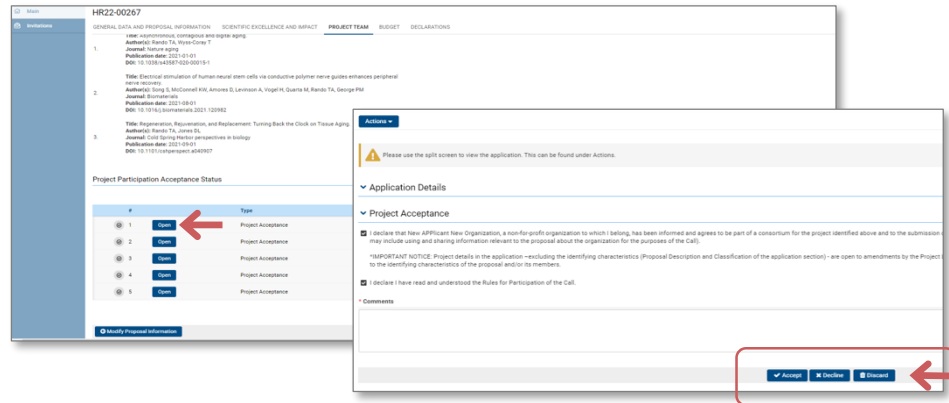


Index	Name	Invitation #	Email	Role	Status
001	Test	Test	test.pagan@igp.com	Principal Investigator	Accepted
002	Test	Test	test.pagan2@gmail.com	Principal Investigator	Accepted
003	Test	Test	test.pagan3@gmail.com	Co-Principal Investigator	Accepted



Only 1 PI per RPO

2. Table of project participation acceptance status in the PROJECT TEAM tab:



#	Type
1	Project Acceptance
2	Project Acceptance
3	Project Acceptance
4	Project Acceptance
5	Project Acceptance

ONLINE SYSTEM

3. References and publications (1)



STEP 1: ADD REFERENCES/PUBLICATIONS TO YOUR PROFILE.

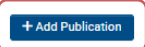
1. First **CLICK +ADD publications** to start the process.

Publications

i Please list a **minimum of 1 and a maximum of 5 publications** for each PL/PI. List only the publications that you are including in the “My publications related to the proposal” table of each PL/PI above. Any change on the Publications list should be manually updated by opening the mentioned table.

Steps for adding Publications to your application

- Click the +Add Publication button.
- To add manually, insert the required information, save and close the window. Click Save Draft on your application to update in the Publication section.
- To import from PubMed, WoS and Scopus, click Tools button to change to Publication Search. Search and select the publications from the list and click the + button. Click the Create Transaction(s) button to add them to the application. Close the window and click Save Draft on your application to update in the Publication section.
- Click at Edit Publication List button to order the list by the drag&drop feature (moving them up and down in the list).
- You can always re-order, edit or delete any reference by clicking the Edit Publication List button.

 + Add Publication

w No publications were listed by applicant.

CaixaResearch

ONLINE SYSTEM


3. References and publications (1)




STEP 1: ADD REFERENCES/PUBLICATIONS.

2. Click on **TOOLS** to use Pubmed, Scopus or Web of Science in the PUBLICATION SEARCH.

New Publications

Tools 


Publication Search

 Please click on Tools button to use PubMed, WoS and Scopus to import Publications. Only in case you can not import an item, you can add it manually below.

PMID:

* Title:

* Author List:

* Publication Date: 

* Journal:

Volume:

Issue:

Pages:

* Digital Object Identifier (DOI):

Save

3. Once you **SEARCH**, you can select the relevant reference(s) by checking the box on the left of each reference and clicking on the + .

Publication Search

Database: pubmed

Title:

Extract Title

Author:

From:


To:

Keywords: oncology

Search

Results

Page 1 2 3 4 5 6 7 8 9 10 11 12 13 14 15 16 17 18 19 20

+ 

3469153 Records Found

1. **Title:** Prognostic impact of CD34 and p53 in cancer-associated fibroblasts in stage III NSCLC.
Authors: Schulze AB, Schmidt LH, Heikötter B, Huss S, Mohr M, Marra A, Hillejan L, Görlich D, Barth PJ, Rehkämper J, Evers G
Date: 2019-11-24
ISSN: 1759-7706
SO: 2019 Nov 24;

CaixaResearch

ONLINE SYSTEM

3. References and publications (2)




STEP 1: ADD REFERENCES/PUBLICATIONS.

4. To add the references in the system, click on CREATE TRANSACTION.

Add Publications

<input type="checkbox"/>	#	Summary
<input checked="" type="checkbox"/>	1.	<p>Title Mesenchymal Stromal Cells Are Required for Regeneration and Homeostatic</p> <p>Authors Wosczyzna MN, Konishi CT, Perez Carbajal EE, Wang TT, Walsh RA, Gan Q, We</p> <p>Date</p> <p>Edition 7</p> <p>ISBN</p> <p>SO 2019 May 14;27(7):2029-2035.e5</p>



5. Close the **Transaction List** window and **SAVE DRAFT** to visualize the publications added at the end of the tab. Repeat the process to add more publications.

Title: Myeloid Malignancies
Author(s): Ferrand C, Rambaldi A, Kröger N, Gribben J, Chabannon C, Yakoub-Agha I, Einsele H
Journal:
Publication date: 2022
DOI: 10.1007/978-3-030-94353-0_18

Title: Prevention of vasoplegia with CytoSorb in heart failure patients undergoing cardiac surgery (CytoSorb-HF trial): protocol for a randomised controlled trial
Author(s): Papanicolaou G, Bruggemann EF, Berendsen RR, Hago JCV, Lindeman JHN, Beeres SLMA, Arbus MS, van den Houw WB, Mertens BJA, van G, Klauz RJM, Palmien M
Journal: BMJ open
Publication date: 2022-09-19
DOI: 10.1136/bmjopen-2022-061237

Title: Evaluation of isatuximab in patients with soft-tissue plasmacytomas: an analysis from ICARIA-MM and IKEMA
Author(s): Bekšac M, Spicka I, Hojke R, Brinthen S, Jelenc T, Martin T, Mikala G, Moreau P, Symeonidis A, Rawlings AM, van de Velde H, Richardson PG
Journal: Leukemia research
Publication date: 2022-09-06
DOI: 10.1016/j.leukres.2022.106948

Title: Non-severe COVID-19 complicated by cytotoxic lesions of the corpus callosum (mild encephalitis/encephalopathy with a reversible splenic lesion): a case report and literature review
Author(s): Kubo M, Kubo K, Kobayashi KI, Kamiya N
Journal: International journal of infectious diseases : IJID : official publication of the International Society for Infectious Diseases
Publication date: 2022-09-16
DOI: 10.1016/j.ijid.2022.09.009

Title: Exposure to Metal Mixtures and Neuropsychological Functioning in Middle Childhood
Author(s): Stein CR, Wu H, Bellinger DC, Smith DR, Wolff MS, Savitz DA
Journal: Neurotoxicology
Publication date: 2022-09-16
DOI: 10.1016/j.neuro.2022.09.003

CaixaResearch

ONLINE SYSTEM

3. References and publications (3)



STEP 2: ORDER THE REFERENCES/PUBLICATIONS BY DRAG&DROP

Use the EDIT PUBLICATION LIST to order your publications.

▼ Publications

i Please list a **minimum of 1** and a **maximum of 5** publications for each PL/PI. List only the publications that you are including in the 'My publications related to'

Steps for adding Publications to your application

- Click the +Add Publication button.
- To add manually, insert the required information, save and close the window. Click Save Draft on your application to update in the Publication section.
- To import from PubMed, WoS and Scopus, click Tools button to change to Publication Search. Search and select the publications from the list and click the + button. Publication section.
- Click at Edit Publication List button to order the list by the drag&drop feature (moving them up and down in the list).
- You can always re-order, edit or delete any reference by clicking the Edit Publication List button.

+ Add Publication

☰ Edit Publication List



Title: Myeloid Malignancies
Author(s): Ferrand C, Rambaldi A, Kröger N, Gribben J, Chabannon C, Yakoub-Agha I, Einsele H
Journal:
Publication date: 2022
DOI: 10.1007/978-3-030-94353-0_18



News in Health 2023:

You are now able to change the order by drag&drop

You can also delete any publication

☒ Drag-and-Drop each record to re-order them.

<input type="checkbox"/>	Order Number	Title	Aut
<input type="checkbox"/>	1	Prevention of vasoplegia with CytoSorb in heart failure patients undergoing cardiac surgery (CytoSorb-HF trial): protocol for a randomised controlled trial.	Pap WB,
<input type="checkbox"/>	3	Non-severe COVID-19 complicated by cytotoxic lesions of the corpus callosum (mild encephalitis/encephalopathy with a lesion): a case report and literature review.	
<input type="checkbox"/>	2	Evaluation of isatuximab in patients with soft-tissue plasmacytomas: An analysis from ICARIA-MM and IKEMA.	Bek de V
<input type="checkbox"/>	4	Exposure to Metal Mixtures and Neuropsychological Functioning in Middle Childhood.	Stei

CaixaResearch

ONLINE SYSTEM

3. References and publications (5)



STEP 3: SELECT AND DESCRIBE UP TO 5 PUBLICATIONS OF THE PL AND PI’S (IF APPLICABLE)

Once you have the publications list, go back to **My publications related to the proposal** under Project leader or PI’s publications related to the proposal:

My publications related to the proposal

In order to fulfill this section, first you need to add the publications to the Publications section at the bottom of this tab.
List up to five of the most significant peer-reviewed publications.
If at any time you delete a publication from the Publications section, you must delete this publication from the table and save again.

Open ? ←

Number at the Publication section	DOI	Statement describing significance
-----------------------------------	-----	-----------------------------------



Any change in STEP 1 or 2 of your publications **will not be reflected in the table** until you apply those modifications inside the table again (STEP 3).

Fulfill the DOI and significance of the publication:

My publications related to the proposal

i List up to five of the most significant peer-reviewed publications. Please select the DOI from the dropdown menu and describe their significance.

Publications

Number at the Publication section	DOI	Statement describing significance
1	10.1038/s43587-020-00015-1	xxxxxx
+		

The number at the publication section appears automatically once you add the DOI

ONLINE SYSTEM

4. Gantt diagram (1)

GO TO PROPOSAL
TASK GANTT CHART

Proposal task Gantt Chart

Please indicate the proposal workplan in a Gantt Diagram. Use the + button below to add Tasks. They will be displayed by Task Start Date in the tasks list and the Gantt Chart below, after doing save draft.

+ ← 0 of 0 < >

Work Package ▾ Name ▾ Description ▾ Responsible ▾ Start Date ▾ End Date ▾ Status ▾

In Application Details, assign a number of **Work Package to the Task**.

SAVE DRAFT if you need to continue later with task information and **CONFIRM** to close the task when it is completed.

Tasks need to be confirmed before proposal submission.

▼ Application Details

*** Task Work Package**

Indicate the number of Work Package (1, 2, 3...) to which the task belongs. I.e.: all the tasks of the first Work Package shall be numbered with 1.

1 ←

*** Task Responsible**

For Task responsible you must choose a member from a dropdown with all the partners that have agreed to participate in your proposal.

Test Org ←

*** Task Description:**

→ Confirm Discard Save Draft ←

ONLINE SYSTEM

4. Gantt diagram (2)



The task will appear in the **Proposal task Gantt Chart**.

Note that once the task is confirmed, you can always do any modification clicking on the left icon of the specific task to **REOPEN** it. Finally, to generate the **gantt diagram of the proposal** you must press **SAVE DRAFT** in your proposal



The Gantt diagram will be **automatically organized first by workpackage and then by start date.**

It is not possible to apply any other sorting.

Proposal task Gantt Chart

Please indicate the proposal workplan in a Gantt Diagram. Use the + button below to add Tasks. They will be displayed by Task Start Date in the tasks list and the Gantt Chart below, after doing save draft.

+ 1-2 of 2 < >

#	Work Package	Name	Description	Responsible	Start Date	End Date	Status
1	1	Task 1	xxx	Test Org	15/10/2022	31/12/2022	Completed
2	1	Task2	xxx	Test Org	15/12/2022	28/02/2023	Completed

Gantt Diagram of the proposal

Oct 2022 Nov 2022 Dec 2022 Jan 2023 Feb 2023

Task 1 [Bar from Oct 2022 to Dec 2022]

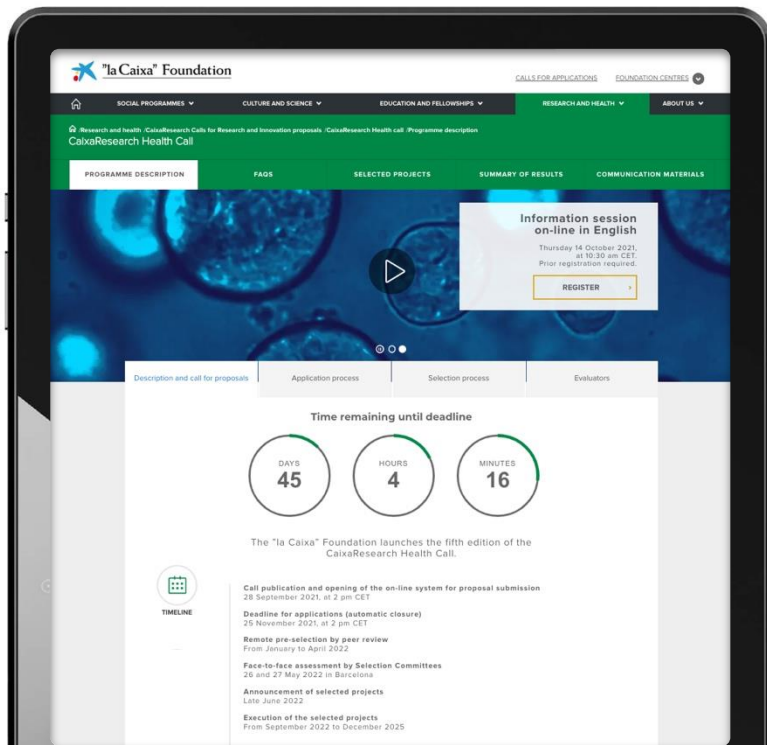
Task2 [Bar from Dec 2022 to Feb 2023]

← BACK

Modify Proposal Information Save Draft Validate Submit

CaixaResearch

CaixaResearch Health 2022 Information



Helpful documents:

- Rules for participation
- Evaluation guide
- Manual and **Tutorial video for submission** (Online system)



FAQs



Contact email

healthresearch@fundaciolacaixa.org



Video and this informative session on the web

CaixaResearch

CaixaResearch Health Call 2022

Thank you
for your attention

CaixaResearch



"la Caixa" Foundation